



## MIDEA Microwave Oven Operating Instructions



Microwave/Grill/Combi



Weight/Time Defrost



Clock/Timer



Stop/Cancel



Start/+30 sec. / Confirm



Auto menu




Time




Weight

### Weight/Time Defrost

- 1) Press Weight/Time Defrost once, and the display will show “dEFI”.
- 2) Turn “”, to select the product weight within the range from 100 to 2,000 grams.
- 3) Press “Start/+30 sec./Confirm”, to start defrosting.

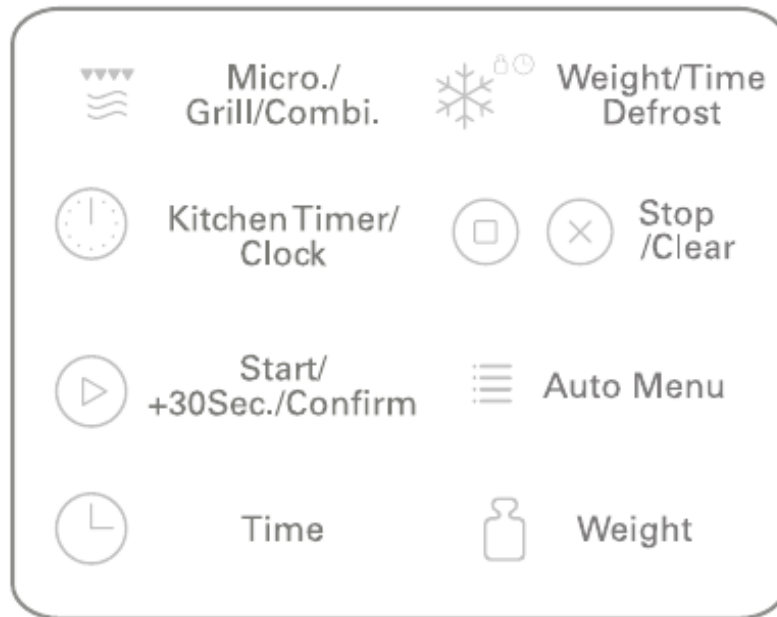
### Quick start

- 1) Press Start/+30 sec./ Confirm in the standby mode to start cooking with 100% power, every additional pressing of this button will add 30 seconds to the cooking time, up to the maximum value of 95 minutes.
- 2) In the preheat or defrost mode, every additional pressing of Start/+30 sec./Confirm will increase the cooking time by 30 seconds.
- 3) In the standby mode, turn the “” to the left to set the cooking time to 100% power, then press Start/+30 sec./Confirm to start cooking.

**PLEASE TURN OFF THE MICROWAVE OVEN BEFORE LEAVING THE APARTMENT**



## HANSA Microwave Oven Instruction Manual



### Defrosting by weight

- 1) Press [Weight/Time Defrost] once, "dEF1" will appear on the display.
- 2) With the selector [ ], select the product weight from 100 to 2,000 g.
- 3) To start defrosting, press [Start/+30Sec./Confirm].

### Quick start

- 1) To start cooking at 100% power, press [Start/+30Sec./ Confirm]. Every additional pressing of this button will add 30 seconds to the cooking time, up to 95 minutes.
- 2) In microwave or time defrost mode, every pressing of [Start/+30Sec./Confirm] will increase the cooking time by 30 seconds.
- 3) To set 100% microwave power, turn [ ] to the left. Then press [Start/+30Sec./Confirm] to start cooking.

**PLEASE TURN OFF THE MICROWAVE OVEN BEFORE LEAVING THE APARTMENT**